

#### Transmitter Operation

Maximum transmitter range is 75-100 feet. Obstructions may affect operating range.

1. Press the transmitter button for 2 seconds to send a signal, the red light will light-up.
2. The transmitter sends a signal (2 seconds for **MicroPlus**® and **MicroClick**™) preventing the transmitter from jamming the receiver if the button becomes stuck in the ON position.

#### Battery Replacement

When a malfunction is suspected, replace the battery, using a 12-volt Duracell type MN21 battery, or equivalent.

1. Remove the Phillips screw from the back of the transmitter and separate plastic covers.
2. Carefully remove the old battery and install the new battery, check for correct polarity.
3. Reinstall the top cover of the transmitter and Phillips screw, do not over tighten.

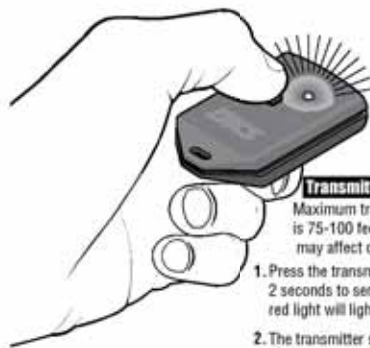


Phillips Screw

For warranty information:  
[www.doorking.com](http://www.doorking.com)  
Phone: (800) 826-7493

DKS, DoorKing Inc.,  
120 S. Glasgow Avenue, Inglewood, Ca. 90301

8069-065-E-8-19



#### Transmitter Operation

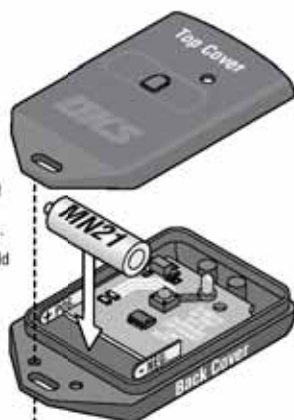
Maximum transmitter range is 75-100 feet. Obstructions may affect operating range.

1. Press the transmitter button for 2 seconds to send a signal, the red light will light-up.
2. The transmitter sends a signal (2 seconds for **MicroPlus**® and **MicroClick**™) preventing the transmitter from jamming the receiver if the button becomes stuck in the ON position.

#### Battery Replacement

When a malfunction is suspected, replace the battery, using a 12-volt Duracell type MN21 battery, or equivalent.

1. Remove the Phillips screw from the back of the transmitter and separate plastic covers.
2. Carefully remove the old battery and install the new battery, check for correct polarity.
3. Reinstall the top cover of the transmitter and Phillips screw, do not over tighten.



Phillips Screw

For warranty information:  
[www.doorking.com](http://www.doorking.com)  
Phone: (800) 826-7493

DKS, DoorKing Inc.,  
120 S. Glasgow Avenue, Inglewood, Ca. 90301

8069-065-E-8-19



#### Transmitter Operation

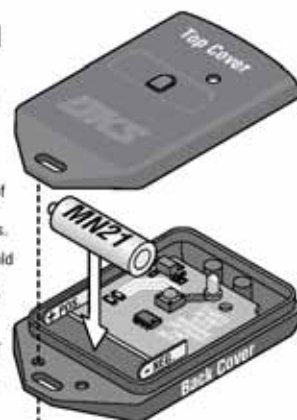
Maximum transmitter range is 75-100 feet. Obstructions may affect operating range.

1. Press the transmitter button for 2 seconds to send a signal, the red light will light-up.
2. The transmitter sends a signal (2 seconds for **MicroPlus**® and **MicroClick**™) preventing the transmitter from jamming the receiver if the button becomes stuck in the ON position.

#### Battery Replacement

When a malfunction is suspected, replace the battery, using a 12-volt Duracell type MN21 battery, or equivalent.

1. Remove the Phillips screw from the back of the transmitter and separate plastic covers.
2. Carefully remove the old battery and install the new battery, check for correct polarity.
3. Reinstall the top cover of the transmitter and Phillips screw, do not over tighten.

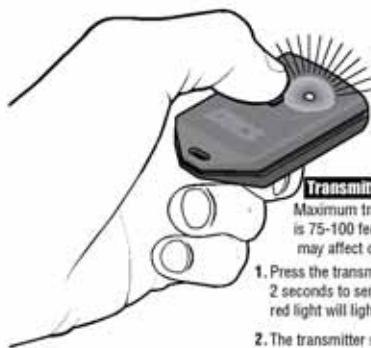


Phillips Screw

For warranty information:  
[www.doorking.com](http://www.doorking.com)  
Phone: (800) 826-7493

DKS, DoorKing Inc.,  
120 S. Glasgow Avenue, Inglewood, Ca. 90301

8069-065-E-8-19



#### Transmitter Operation

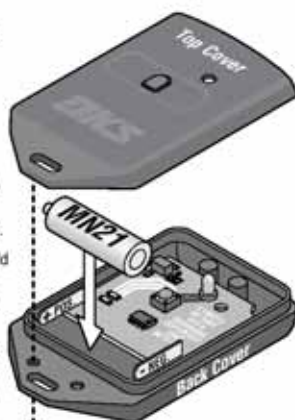
Maximum transmitter range is 75-100 feet. Obstructions may affect operating range.

1. Press the transmitter button for 2 seconds to send a signal, the red light will light-up.
2. The transmitter sends a signal (2 seconds for **MicroPlus**® and **MicroClick**™) preventing the transmitter from jamming the receiver if the button becomes stuck in the ON position.

#### Battery Replacement

When a malfunction is suspected, replace the battery, using a 12-volt Duracell type MN21 battery, or equivalent.

1. Remove the Phillips screw from the back of the transmitter and separate plastic covers.
2. Carefully remove the old battery and install the new battery, check for correct polarity.
3. Reinstall the top cover of the transmitter and Phillips screw, do not over tighten.

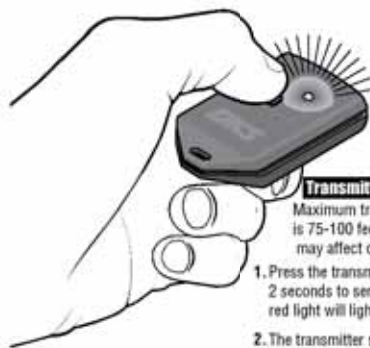


Phillips Screw

For warranty information:  
[www.doorking.com](http://www.doorking.com)  
Phone: (800) 826-7493

DKS, DoorKing Inc.,  
120 S. Glasgow Avenue, Inglewood, Ca. 90301

8069-065-E-8-19



#### Transmitter Operation

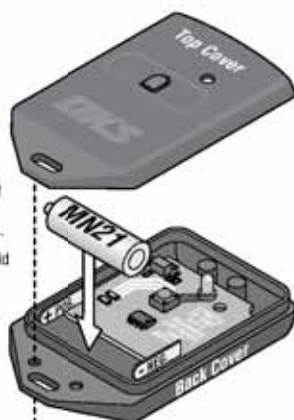
Maximum transmitter range is 75-100 feet. Obstructions may affect operating range.

1. Press the transmitter button for 2 seconds to send a signal, the red light will light-up.
2. The transmitter sends a signal (2 seconds for **MicroPlus**® and **MicroClick**™) preventing the transmitter from jamming the receiver if the button becomes stuck in the ON position.

#### Battery Replacement

When a malfunction is suspected, replace the battery, using a 12-volt Duracell type MN21 battery, or equivalent.

1. Remove the Phillips screw from the back of the transmitter and separate plastic covers.
2. Carefully remove the old battery and install the new battery, check for correct polarity.
3. Reinstall the top cover of the transmitter and Phillips screw, do not over tighten.



Phillips Screw

For warranty information:  
[www.doorking.com](http://www.doorking.com)  
Phone: (800) 826-7493

DKS, DoorKing Inc.,  
120 S. Glasgow Avenue, Inglewood, Ca. 90301

8069-065-E-8-19



#### Transmitter Operation

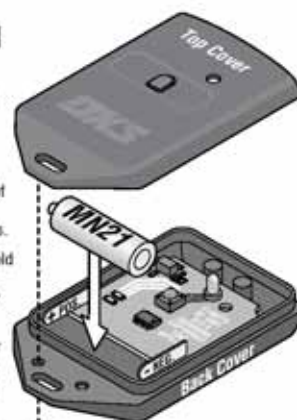
Maximum transmitter range is 75-100 feet. Obstructions may affect operating range.

1. Press the transmitter button for 2 seconds to send a signal, the red light will light-up.
2. The transmitter sends a signal (2 seconds for **MicroPlus**® and **MicroClick**™) preventing the transmitter from jamming the receiver if the button becomes stuck in the ON position.

#### Battery Replacement

When a malfunction is suspected, replace the battery, using a 12-volt Duracell type MN21 battery, or equivalent.

1. Remove the Phillips screw from the back of the transmitter and separate plastic covers.
2. Carefully remove the old battery and install the new battery, check for correct polarity.
3. Reinstall the top cover of the transmitter and Phillips screw, do not over tighten.



Phillips Screw

For warranty information:  
[www.doorking.com](http://www.doorking.com)  
Phone: (800) 826-7493

DKS, DoorKing Inc.,  
120 S. Glasgow Avenue, Inglewood, Ca. 90301

8069-065-E-8-19